

Care

Wood Soap

Clean & Maintain



**Schotten
& Hansen**

Nature Refined.

Wood Soap



Clean & Maintain

Schotten & Hansen Wood Soap is a concentrate designed for the regular cleaning and maintenance of intact Schotten & Hansen hardwood floors and surfaces. In addition to cleaning, its special formula contains natural oils that help to enhance the original resilience of the wood surface.

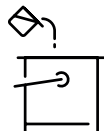
Description	Art. No.	Unit
Wood Soap	29638	1 liter
Wood Soap	29641	5 liter

Application in normal used Areas

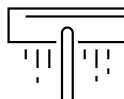
Living rooms, Offices, conference rooms : First, shake the container of Wood Soap well. Add 50 ml of Wood Soap to 5 litres of hot water. Then use the hot cleaning solution and a cotton mop and wet-wipe the floor all over, distributing evenly. Afterwards, wipe the wet floor off, removing any remaining dirty water. Allow the floor to dry. The correct application of Wood Soap on a regular basis enhances the appearance of the wood floor, preventing its original beauty.



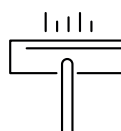
shake well!



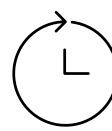
50 ml / 5 liter
hot water



wash wet



absorbe
dirty water



let dry

Application in highly frequented Areas

Hotel Lobbies, Guest Areas, Restaurants, Retail Areas, Commercial Areas: Due to the higher mechanical stress in such areas, we advice using a higher concentration of Wood Soap. In such cases you should use 100 ml of Wood Soap to 5 Litres of hot water and follow the same instructions as described before.

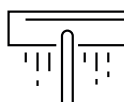
We recommend in addition to the regular wet cleaning to buff the floor by using a polishing machine (with white pad or sisal brush). Between a wet wash and buffing you should allow the floor to dry for at least 2 hours.



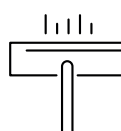
shake well!



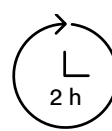
100 ml / 5 liter
hot water



wash wet




absorbe
dirty water



let dry
min. 2 h

optional



buffing

**Schotten
& Hansen**

Wood Soap

Coverage:

For intact floors exposed to normal levels of use, 5 litres of cleaning solution will cover approx. 30 square metres. This coverage may differ, however, depending on the condition and absorbency of the floor.

Further information:

Use only Schotten & Hansen products for cleaning. Aggressive alkaline or solvent-based cleaning products can damage wood surfaces. Avoid cleaning with micro-fiber cloths, or the use of cleaning sponges at all. Remove stagnant water and puddles as quickly as possible, and protect your wood surfaces from constant moisture.

FAQs:

What should be done when, after wet wiping, the floor surface is only partially clean, with dirt stubbornly sticking to some areas?


We recommend wet wiping the stubborn stains more often, letting the cleaning water take a little longer to work, before wiping to remove the dirty water. This should improve or cure the situation. Do not use scouring agents, or scouring sponges, as these could destroy the floor surface, or remove the colour pigments that have been painstakingly integrated into it. It could also cause annoying colour inconsistencies (bright spots).

What should be done when stains have developed that cannot be removed by usual maintenance and cleaning?

In such cases, we recommend you to contact the service department of Schotten & Hansen for advice.

Tel. +49 8861 90804 152

e-mail: service@schotten-hansen.com



This leaflet has an advisory function, and is based on careful investigations and the latest technology. All information on the suitability, finish and use of our products, technical advice and other information under no circumstances exempt customers, and other users, from carrying out their own trials and tests.

**Schotten
& Hansen**

Schotten & Hansen GmbH, August-Moralt-Straße 1-3, 86971 Peiting,
T +49 8861 908 04-100, kontakt@schotten-hansen.com, www.schotten-hansen.com

Wood Soap

Schotten & Hansen GmbH
August-Moralt-Straße 1–3
86971 Peiting
Germany

T +49 8861 90 804-0
F +49 8861 90 804-101
kontakt@schotten-hansen.com

www.schotten-hansen.com

All image rights are reserved
by Schotten & Hansen GmbH.
The colour reproductions are only intended
to serve as an orientation and
cannot be used as a reference of colour.

**Schotten
&Hansen**