

Flooring

Parquet Three-Layer




01/2024 B 3S EN 17

**Schotten
& Hansen**

Nature Refined.

Parquet Three-Layer

Product specifications















Description	Construction: Three-layer engineered board Top-layer: Oak veneer, other type of wood on request Bottom-layer: Softwood
Length x Width	500 × 100 mm / 600 × 120 mm / 700 × 140 mm Chevron 45°: 400 × 100 mm / 480 × 120 mm / 560 × 140 mm as drawing
Thickness¹	19 mm (± 0.5 mm) ²
Top-layer	4.5 mm (± 0.5 mm); glued waterproof and formaldehyde-free.
Surface	Schotten & Hansen pre-finished, permeable surface. Surface treatment with natural oils, resins and waxes. Schotten & Hansen surfaces can be regenerated without sanding or mechanical treatment. Avoid strongly acidic and alkaline agents.
Wood moisture content	On delivery: approx. 8 % ex works A special drying process during production reduces shrinkage and swelling behaviour of the floorboards after installation.
Emissions	Formaldehyde emission according to EN 14342: Class E1, measured as EN 717- 1 VOC-emission according to AgBB scheme < 1 mg / m ³ . 
Fire behaviour classification	Cfl – s1 according to EN 13501-1:2010
Profile processing	Boards grooved and tongued at the long sides. Face sides are grooved. Chamfer: 0.7 mm, 30°, other chamfer options on request; Possible installation patterns: Chevron 45°, Herringbone 90°
Installation	Full bonding with permanently elastic adhesive. Installation according to DIN 18356. Requirement on subsoil: Installation-ready subsoil according to DIN 18356 and DIN 18202 chart 3, line 4 increased requirements. Recommended adhesive: BONA Quantum or adhesive of equal quality (adhesive used for installation has to be approved by general building inspectorate); suitable for gluing the floorboards on screed.
Underfloor heating	Schotten & Hansen parquet is well-suited for use in combination with underfloor heating with hot water or electrically. Heat conductivity λ [W/(m*K)]: top-layer oak 0.12 (calculated according to EN 14342:2013) Heat contact resistance R [m²K/W]: top-layer oak 0.15 (calculated according to EN 14342:2013). Maximum surface temperature of the floorboards: 29° C.
Cleaning & Care	Schotten & Hansen cleaning and caring products. Schotten & Hansen recommends the use of a floor polishing machine. For further information please see the cleaning and caring instructions or contact our service department: service@schotten-hansen.com
Recycling	Schotten & Hansen wood products are recyclable according to the waste wood regulation category A2 and can therefore be reused for the production of wood-based materials.

¹ Dimensions may vary slightly due to production.

² Other overall thicknesses possible on request.

Parquet Three-Layer

Edition Oak

	light	medium	dark
Pebble Stone			
Oyster			
Linen			
Smoke			
Mocha			

Customised colours on request

Character Selection²

1 Fine Even and calm wood structure with few small knots and fine cracks, mended by hand.

2 Medium Distinct wood structure with knots, shrinkage and wind cracks, mended by hand.

Up to 5% of the boards may be from the adjacent grade.

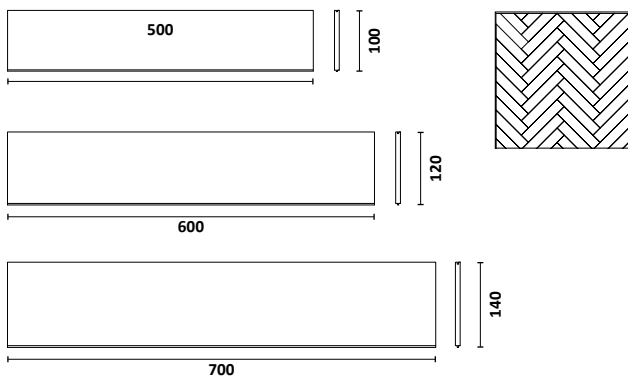
Treatment²

1 Brushed Accentuate the wood's typical grain structure by brushing out early wood.

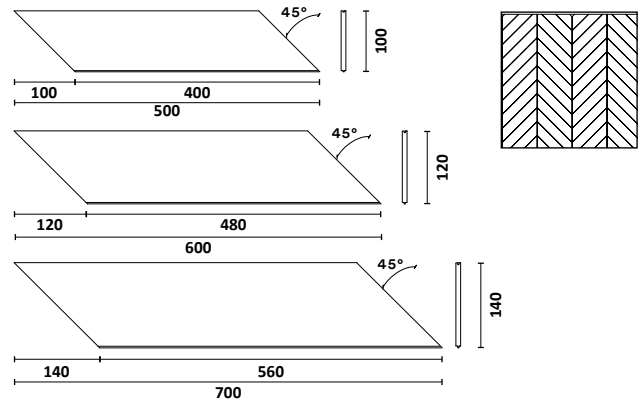
3 Shrunken³ Special processes create an expressive surface with the character of naturally aged wood.

2 Medium / 1 Brushed we recommend only for selected colours, e.g. from Oak Edition ²1: Oyster dark, Linen dark, Smoke medium and dark, Mocha medium and dark.

Version 1 Herringbone, 90° (dimensions in mm)⁴



Version 2 Chevron, 45° (dimensions in mm)⁴



Subject to variations in colour between floorboards and display exhibits or samples, as far as these are due to the natural quality of the used material as well as customary.

² Available on request / selectable. Possibly not available in all colours and/or sizes. Customised products on request (minimum quantity).

³ Patented Schotten & Hansen surface treatment.

⁴ Other angle on request.

**Schotten
& Hansen**

Parquet Three-Layer

Further Information

Indoor climate and wooden floor

Wood is a natural material that is adjusting to the indoor climate. Wood absorbs moisture from the air and releases it again.

We would like to point out that during the heating period, the floorboards might strongly dry out and thus develop shrinkage cracks. Cracks caused by low air humidity during the heating period do not justify complaint.

With the maintenance of a comfortable and healthy indoor climate of 20° C and 50% relative humidity during the heating season, you can largely avoid the negative effects of this natural phenomena. Thermal- and hygrometers control the air in your rooms easily. In case the air is too dry, suitable measures for humidifying the air must be taken. We recommend you a humidifier control - hygrostat for obtaining a constant air humidity.

Installation should be carried out professionally by a trained Schotten & Hansen partner.

Bonding

The preparation of the subsoil is to be carried out in accordance with the guidelines of the adhesive manufacturer and relevant DIN standards.

For the bonding of all Schotten & Hansen floor products we recommend a solvent-free and elastic adhesive.

In the process of glueing, full bonding to the subsoil and a sufficient contact pressure during the setting has to be ensured.

Bonding on Screed

First, an inspection of the subsoil and the application requirements has to be conducted according to VOB Part B DIN 1961 and Part C DIN 18356.

Due to the large lengths and widths of some flooring products, increased care is required for the evenness of the subsoil.

Installation on underfloor heating

All Schotten & Hansen long boards are to be fully bonded with elastic adhesive to underfloor heating. Prior to this, a thorough inspection of the heating screed's readiness for installation has to be carried out – in particular the heating protocol and the details of test points (pursuant to DIN standards) have to be documented by the screed layer. The adhesive must be suitable for bonding on an underfloor heating system.

Please observe the maximum surface temperature of 29° C.

Additionally, during a heating-period the air humidity should be improved. Otherwise the floorboards might strongly dry out and develop shrinkage cracks. Cracks caused by low air humidity during the heating period do not justify complaint.

Important measurements prior to installation:

- Let the unpacked workpieces acclimatise in the final room conditions for approx. one week until the equilibrium moisture content is reached.
- Switch off underfloor heating three days before installation.
- Measure moisture content of the screed.
- Keep room climate constant at 45 % ± 5 % relative air humidity. This also applies for the next few days after the installation (during this time increase underfloor heating by 5° C per day).
- Prepare a heating protocol.

All information on this data sheet is to be considered as advice and is based on empirical investigations according to today's state of the art. Therefore, all provided information on the suitability, processing and application of our products, as well as technical advice and further particulars, do explicitly not release the customer and/or user from verifying the products' suitability by means of their own tests.

**Schotten
&Hansen**