

Flooring

Object Board




01/2024 B OD EN 10

**Schotten
& Hansen**

Nature Refined.

Object Board

Product specifications














Description	Construction: Top-layer: Carrier:	Three-layer engineered board Oak veneer Softwood
Length¹	2200 mm	
Width^{1,2}	139 mm, 209 mm	
Thickness¹	14 mm (± 0.5 mm)	
Top-layer¹	3.5 mm (± 0,5 mm)	
Surface	<p>Avoid using highly acidic or alkaline agents. Schotten & Hansen pre-finished, permeable surface. Surface treatment with natural oils, resins and waxes. Schotten & Hansen surfaces can be regenerated without sanding or mechanical treatment. Slip resistance PTV according to BS 7976-2:2002 - mean value 54 (low slip hazard under dry conditions); test specimen in fine selection and treatment machining.</p>	
Wood moisture content	On delivery approx. 8% ex works	
Emissions	<p>Formaldehyde emission according to EN 14342: Class E1, measured as EN 717- 1 VOC-emission according to AgBB scheme < 1 mg / m³.</p> 	
Fire behavior classification	Cfl – s1 according EN 13501-1:2010 (Dfl – s1 for oak Edition 21 Pebble Stone and Smoke)	
Profile processing	<p>With circumferential groove and tongue. Chamfer: approx. 0.7 mm, 45°</p>	
Installation	<p>Full bonding with permanently elastic adhesive. Installation according to DIN 18356. Requirement on subsoil: Installation-ready subsoil according to DIN 18356 and DIN 18202 chart 3, line 4 increased requirements. Recommended adhesive: BONA Quantum or adhesive of equal quality (adhesive used for installation has to be approved by general building inspectorate); suitable for gluing the floorboards on screed.</p>	
Underfloor heating	<p>Schotten & Hansen floorboards are well-suited for use in combination with underfloor heating run with hot water or electrically. Heat conductivity λ [W/(m*K)]: top-layer oak 0.14 (calculated according to EN 14342:2013) Heat contact resistance R [m²K/W]: top-layer oak 0.09 (calculated according to EN 14342:2013) The maximum surface temperature of the floorboards: 29° C.</p>	
Cleaning & Care	<p>Schotten & Hansen cleaning and caring products. Schotten & Hansen recommends the use of a floor polishing machine. For further information please see the cleaning and caring instructions or contact our service department: service@schotten-hansen.com</p>	
Recycling	Schotten & Hansen wood products are recyclable according to the waste wood regulation category A2 and can therefore be reused for the production of wood-based materials.	

¹ Dimensions may vary slightly due to production conditions.

² Limited, width-dependent availability

Object Board

Edition Oak

	light	medium	dark
Pebble Stone			
Oyster			
Linen			
Smoke			
Mocha			

Custom colours available on request.

Character Selection

1 Fine

Even and calm wood structure with few small knots and fine cracks. Mirrors, medullary rays and different fibre courses are possible. The colour of the filler may appear slightly dark on lighter colours, depending on use. Product-specific character selection.

2 Medium

Distinct wood structure with knots, shrinkage and wind cracks. Mirrors, medullary rays and different fibre courses are possible. The colour of the filler may appear slightly dark on lighter colours, depending on use. Product-specific character selection.

Treatment

1 Brushed

Accentuate the wood's typical grain structure by brushing out early wood.

2 Hand-planed

A landscape of small ridges and hollows award the boards a wavy structure for a vivid appearance.

2 Medium / 1 Brushed we recommend only for selected colours, e.g. from Oak Edition 21: Oyster dark, Linen dark, Smoke medium and dark, Mocha medium and dark. With light colours and textured treatments, knots can appear dark.



Subject to variations in colour between floorboards and display exhibits or samples, as far as these are due to the natural quality of the used material as well as customary.

**Schotten
& Hansen**

Schotten & Hansen GmbH, August-Moralt-Straße 1, 86971 Peiting, Germany
T +49 8861 908 04-0, kontakt@schotten-hansen.com, www.schotten-hansen.com

Object Board

Fine grade selection - Object Board

Even and calm wood structure with few small knots and fine cracks. Mirrors, medullary rays and different fibre courses are possible. The colour of the filler may appear slightly dark on lighter colours, depending on use. Product-specific character selection.



Occasional small knots (intergrown knots or loose knots with black filler)



Small cracks with black filler



Fibre course



Broad cathedral grain structure



Natural colour variation

The above images symbolise the respective characteristics. These characteristics may appear slightly differently, depending on the chosen treatment and colouration, among other factors. Please note, up to 5% of your order quantity can include planks from an adjacent grade selection. The above description and image are exemplary only.

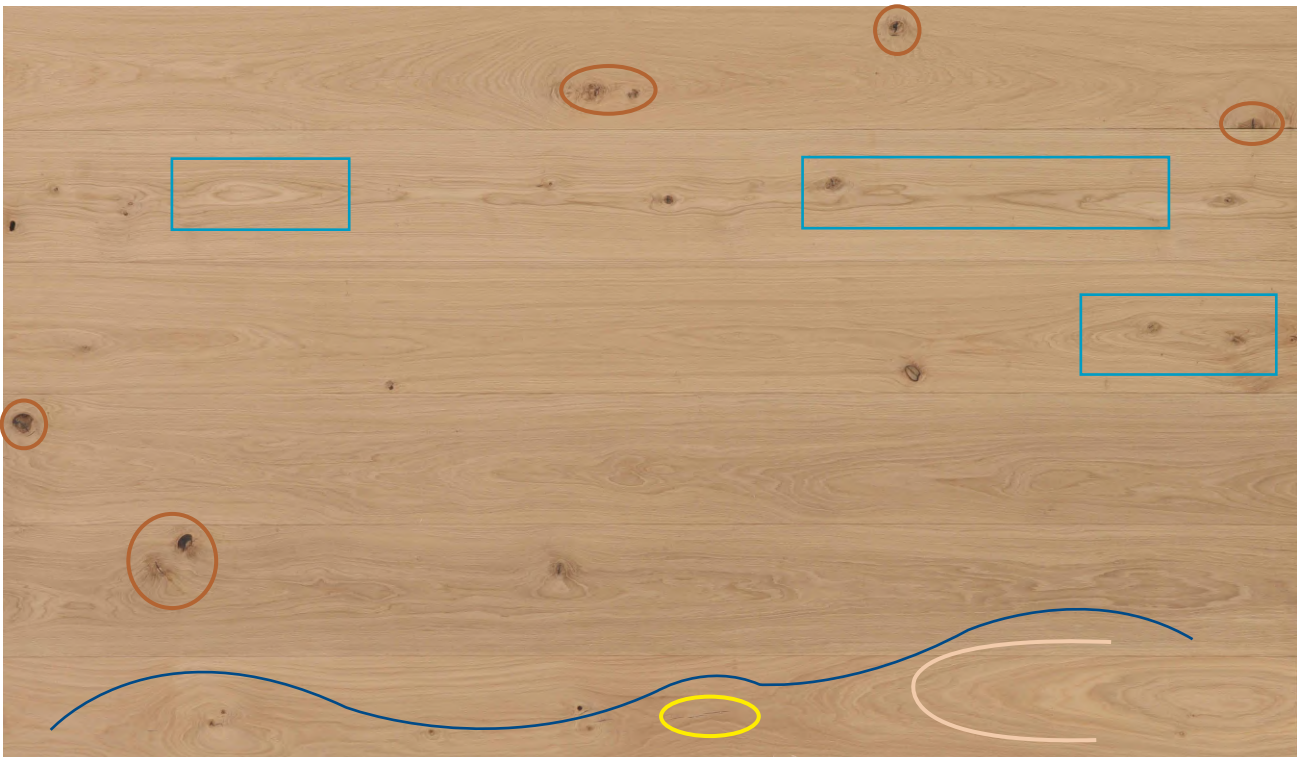
**Schotten
&Hansen**

Schotten & Hansen GmbH, August-Moralt-Straße 1, 86971 Peiting, Germany
T +49 8861 908 04-0, kontakt@schotten-hansen.com, www.schotten-hansen.com

Object Board

Medium grade selection - Object Board

Distinct wood structure with knots, shrinkage and wind cracks. Mirrors, medullary rays and different fibre courses are possible. The colour of the filler may appear slightly dark on lighter colours, depending on use. Product-specific character selection.



Occasional small knots (intergrown knots or loose knots with black filler)



Small cracks with black filler



Fibre course



Broad cathedral grain structure



Natural colour variation

The above images symbolise the respective characteristics. These characteristics may appear slightly differently, depending on the chosen treatment and colouration, among other factors. Please note, up to 5% of your order quantity can include planks from an adjacent grade selection.

The above description and image are exemplary only.

**Schotten
&Hansen**

Object Board

Further Information

Indoor climate and wooden floor

Wood is a natural material that is adjusting to the indoor climate. Wood absorbs moisture from the air and releases it again.

We would like to point out that during the heating period, the floorboards might strongly dry out and thus develop shrinkage cracks. Cracks caused by low air humidity during the heating period do not justify complaint.

With the maintenance of a comfortable and healthy indoor climate of 20° C and 50% relative humidity during the heating season, you can largely avoid the negative effects of this natural phenomena. Thermal- and hygrometers control the air in your rooms easily. In case the air is too dry, suitable measures for humidifying the air must be taken. We recommend you a humidifier control - hygrostat for obtaining a constant air humidity.

Installation should be carried out professionally by a trained Schotten & Hansen partner.

Bonding

The preparation of the subsoil is to be carried out in accordance with the guidelines of the adhesive manufacturer and relevant DIN standards.

For the bonding of all Schotten & Hansen floor products we recommend a solvent-free and elastic adhesive.

In the process of glueing, full bonding to the subsoil and a sufficient contact pressure during the setting has to be ensured.

Bonding on Screed

First, an inspection of the subsoil and the application requirements has to be conducted according to VOB Part B DIN 1961 and Part C DIN 18356.

Due to the large lengths and widths of some flooring products, increased care is required for the evenness of the subsoil.

Installation on underfloor heating

All Schotten & Hansen long boards are to be fully bonded with elastic adhesive to underfloor heating. Prior to this, a thorough inspection of the heating screed's readiness for installation has to be carried out – in particular the heating protocol and the details of test points (pursuant to DIN standards) have to be documented by the screed layer. The adhesive must be suitable for bonding on an underfloor heating system.

Please observe the maximum surface temperature of 29° C.

Additionally, during a heating-period the air humidity should be improved. Otherwise the floorboards might strongly dry out and develop shrinkage cracks. Cracks caused by low air humidity during the heating period do not justify complaint.

Important measurements prior to installation:

- Let the unpacked workpieces acclimatise in the final room conditions for approx. one week until the equilibrium moisture content is reached.
- Switch off underfloor heating three days before installation.
- Measure moisture content of the screed.
- Keep room climate constant at 45 % ± 5 % relative air humidity. This also applies for the next few days after the installation (during this time increase underfloor heating by 5° C per day).
- Prepare a heating protocol.

All information on this data sheet is to be considered as advice and is based on empirical investigations according to today's state of the art. Therefore, all provided information on the suitability, processing and application of our products, as well as technical advice and further particulars, do explicitly not release the customer and/or user from verifying the products' suitability by means of their own tests.

**Schotten
&Hansen**