

Care



WOOD SOAP PLUS EXTERIOR

PRODUCED BY

**Schotten
& Hansen**

www.woodwellness.com

Wood Soap Plus Exterior



Cleaning

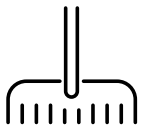

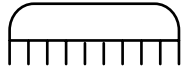

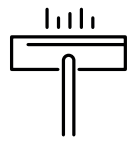
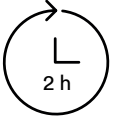

Wood Soap Plus Exterior is a natural intensive cleaner for heavily soiled and weathered exterior surfaces that efficiently removes dirt and greying. The formula was developed by Schotten & Hansen especially for this purpose. All ingredients of the highly concentrated natural soap are free of perfumes.

Description	Art. Nr. EU + UK	Art. Nr. USA	Quantity
Wood Soap Plus Exterior (small)	30677	30695	200 ml (7 fl. oz.)
Wood Soap Plus Exterior (medium)	30680	30696	1 l (34 fl. oz.)
Wood Soap Plus Exterior (large)	30685	30697	5 l (1.3 gal.)

How to apply to exterior wood surfaces

To avoid staining nearby areas, cover them before using the product. Remove loose dirt from the surface to be cleaned. Then spread Wood Soap Plus evenly over the wood surface and leave it to react for at least 15 minutes until it has dried. Use a scrubbing brush and hot water to loosen the dirt. Do not hesitate to apply pressure. To remove the dirty cleaning solution from the wooden surface, use a water scraper or a cotton mop. Finally, wipe the wooden surface again with sufficient water and a cotton mop to remove any remaining soap residue. Allow the surface to dry. Optionally, the surface can then be treated with Wood Lotion.

Depending on the pre-treatment of the surface, a pungent odour may form during application. This is due to the reactive soap components and disappears after some time. It is hence recommended to use the product only outdoors.

1.  clean surface
 2.  apply Wood Soap Plus Exterior evenly
 3.  let dry
 4.  remove dirt with a scrubbing brush and hot water
 5.  remove dirty cleaning solution
 6.  wipe wet
 7.  let dry
- optional  apply Wood Lotion



Wood Soap Plus Exterior

Yield

1 l (34 fl. oz.) of Wood Soap cleans approx. 20 m² (215 sq. ft.). This figure may vary depending on the condition and absorbency of the wooden surface.

Safety advice

There is a risk of slipping after application. We recommend that you wear gloves (latex or nitrile) and safety glasses during application.

The natural process of greying

Wood in outdoor areas loses its intense colour over time, mainly due to weathering, and then becomes colourless and grey. This is a natural process on unprotected wood surfaces. Why does wood turn grey? Wood is made up of many components, a large proportion of which is cellulose (approximately 45%). Lignin accounts for about 20% and is responsible for its distinctive colour and dimensional stability. However, this substance is not UV resistant, so lignin slowly decomposes with prolonged exposure to the sun. This process gradually removes the colour until only the grey-silver cellulose remains on the surface. Wood Soap Plus Exterior removes the greying by removing the top layer of cellulose. This has many advantages over conventional degreasers, which are usually bleach based. The natural soap in Wood Soap Plus Exterior removes greying quickly, safely and in an environmentally friendly way.

Further information for Schotten & Hansen wooden surfaces

We advise against mixing Schotten & Hansen products with other brands. For the best results, use only Schotten & Hansen cleaning and care products. You can purchase cleaning accessories such as mops and buckets from our webshop.

- Aggressive, alkaline or solvent-based cleaning products can damage polish on wooden surfaces.
- Remove dirt from the floor or furniture surfaces as soon as possible to prevent staining.
- Avoid cleaning with microfibres or abrasive sponges
- Remove standing water and puddles as quickly as possible and protect your wooden surfaces from constant moisture.



Scan here
for video instruction

Frequently asked questions:

(Applicable to Schotten & Hansen wooden surfaces)

Q: What wood surfaces can be cleaned with Wood Soap Plus Exterior?

A: All natural, unpainted or glazed wood surfaces installed outdoors can be cleaned. This includes softwoods (larch, douglas fir, pine...), hardwoods (oak, ash...) and tropical woods (teak, bangkirai...).

Q: How long does the cleaning with Wood Soap Plus Exterior last?

A: How long the result is visible depends entirely on how much the wood surface is subsequently exposed to the elements. For example, a chair that is protected from the weather will last longer than one that is placed outside on a balcony.

Q: What to do if problems occur during use or not all stains can be removed?

A: In such cases, we advise you to contact our service department for further advice.

Phone: +49 8861 90804 152

E-mail: service@schotten-hansen.com

All information on this data sheet is to be considered as advice and is based on empirical investigations according to today's state of the art. Therefore, all provided information on the suitability, processing and application of our products, as well as technical advice and further particulars, do explicitly not release the customer and/or user from verifying the products' suitability by means of their own tests.



Wood Soap Plus Exterior

Wood Wellness
747 North La Brea Ave,
Los Angeles, CA 90038
USA

info@woodwellness.com
www.woodwellness.com

Produced by

Schotten & Hansen GmbH
August-Moralt-Straße 1
86971 Peiting
Germany

T +49 8861 90 804-0
F +49 8861 90 804-101
kontakt@schotten-hansen.com

www.schotten-hansen.com

